

Philip Simmons Artist Blacksmith Guild

NEWSLETTER

PSABG of SC

WWW.SIMMONS.ABANA-CHAPTER.COM

May/June 2008

PRESIDENT'S LETTER

Howdy Blacksmiths!!

I hope this finds you well and creating neat things. We often take our wellness for granted. Don't. And, while I am in an advice giving mood - floss.

If you didn't come to Jimmy and Ann's, you missed a great meeting. We had a nice crowd of smiths and good friends. Ann and Linda Creek fed us well; Bill Creek's moose-drop chili was great! Bill dropped him with one shot through the eye at 600 steps – small though they were... Thanks to Jimmy, Ann, Linda and Bill and all who helped with the meeting.

Jerry Darnell gave a great demonstration of a standing cruise lamp and a bird spit (no, not like that). We are including a well written article from the Appalachian Chapter on the cruise lamp in this newsletter. We will include Jerry's hand written notes on the bird spit and some other projects as we have room in the newsletter. I encouraged Jerry to print up his notes into a project book; he said it is in the early, early stages of development. I hope he hurries.

Chris gave us an update of where we stand financially. We have right at \$91 00 prior to the meeting. Now, this is in the middle of our dues paying period. We have a good many of you who need to come off your \$15. To add to our coffers, our Iron-in-the-hat netted over \$800! We had some wonderful donations along with Jerry's demo piece which he donated generously. We sold off extra tickets and Bruce Hester walked away with the lamp. Congratulations to the Hesters.

Mike DuBois was awarded a scholarship and has already used it at a mosaic Damascus course. He also made me and some others a bit red faced. He brought his Grace Bridge Iron project and donated it. We now have a damascus knife made of saw blade and rivet heads from the Bridge. The rest of us need to get on the stick before it all rusts away. Also, please think about the best way to sell off Mike's knife and all of the other projects you will now be inspired to make. We want to make the maximum money for the Guild. Auction? Raffle tickets? Involve the public? What do you think?

Our March/April newsletter editor has been replaced due to non-performance. We will now be leaning on Jamie Stevens. I am sure she will be better... You can still send stuff to me or to Jamie. We will correct the contacts page.

I went to the Madison planning meeting. Everything is going swimmingly. Many of the assignments are remaining the same, but I did tell them we would assist or do most anything, but we weren't cleaning bathrooms next time. The Alabama Forge Council is producing a tool box for the raffle. Please consider making a tool to put in the box. Extras will be included in the Iron-in-the-hat that is a big fund raiser for the Conference. The next meeting is in Tannehill the weekend after Labor Day this September. We need someone to go as I don't know that I will be attending. It is a great conference that is put on by the Alabama Forge Council.

On a much sadder note, John O'Dell lost his wife in April. We all mourn his loss. Hug your loved ones.

I don't know much more to share. Give it your all, and charge enough. Barry.

IRON IN THE HAT

Everyone's Participation is Greatly Appreciated.
Our Scholarships are Funded on Member Generosity

Item	Donated By	Won By
Battery Clamps	Jimmy Suggs	Julian Thrasher
Antique Pipe Tongs	Jimmy Suggs	Bill Creek
Wizard RR Spike Oyster Knife	Jimmy Suggs	Roger Marcengill
Wizard RR Spike Oyster Knife	Jimmy Suggs	Jim Bausman
Knife Wood	Barry Myers	John Tanner
Knife Wood	Barry Myers	Mike DuBois
Knife Wood	Barry Myers	Jim Bausman
Power Hammer Plans	Jody Durham	Ray Pearre
Steak Turner	Darwin Lamb	Pam Etheridge
Road Kill Cooker	Darwin Lamb	Linda Creek
Cubicle Coat Hook	Darwin Lamb	Karla Herron
Candle Holder	Bill Creek	John Outlaw
Fire Extinguisher	Linda Creek	Al Jenkins
Rope	Bill Creek	Skip Dickens
Ansel Adams Calendar and Palmetto Moon	Alice Jenkins	Karla Herron
Air Oiler	Al Jenkins	Bill Creek
Lockable Gas Caps	Al Jenkins	Roger Marcengill
Refrigerator Box of Stuff	Al Jenkins	Roger Marcengill
Meat Fork	Jesse Barfield	Skip Dickens
3 harness Hooks	Jesse Barfield	Charles Meyer
Boone Forge tee shirt	Jesse Barfield	Jody Durham
Truck Spring	Ed Tinsley	Ray Pearre
Rebar Ells	Ed Tinsley	Jim Bausman
12 and 22 oz Honey Jars	Mike Radcliffe	John Outlaw
Brake Drum	Jim Bausman	Bob Stukes
Cable	Jim Bausman	Darwin Lamb
Gillotine Tool	Jim Bausman	Jesse Barfield
Plant Hanger	Jeff Hatfield	Bruce Hester
Tomahawk	Tony Etheridge	Fritz Koehler

IRON IN THE HAT

CONTINUED

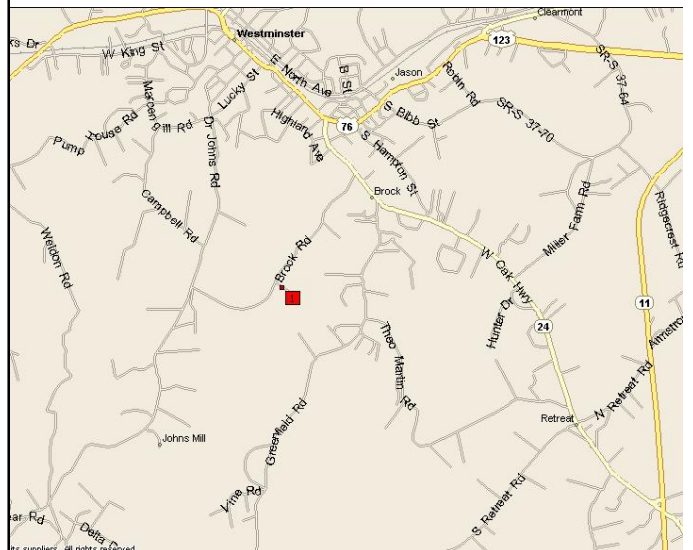
Item	Donated by	Won by
Coil Spring	Johnny Marks	Jim Bausman
Philadelphian Coal Gate	Doug Potter	Johnny Marks
Turkish Forgings	Doug Potter	Al Jenkins
Damascus Flint Striker Knife	Mike Tucker	Barry Baisen
Pepper and Squash Relish	Bill Burgess	Jesse Barfield
Pepper and Squash Relish	Bill Burgess	Barry Myers
7/8" Steel Cable	Bill Burgess	Jim Bausman
RR Spike 6 Pack	Ray Pearre	Darwin Lamb
4 pieces of cable and Anvil Ring Mag	John Tanner	Jim Bausman
4 pieces of cable and Anvil Ring Mag	John Tanner	Bruce Hester
Rail Road Iron	Charles Meyer	John Tanner
Steel Magnolia	Roger and Gail Marcengill	Karla Herron
Metal Gecko	Roger and Gail Marcengill	Ann Suggs
Hand Crafted Coasters	Te Koehler	Gail Marcengill
Hand Crafted Coasters	Te Koehler	Karla Herron
Salad Greens	Jamie Stevens	ML Tanner
Clyde Peyton 1" Jail Bar	Phillip Neubig	Jim Bausman
Forged Tongs	Mike DuBois	Tammy Hatfield
Swag Block	Erik Burgwind	Chis Herron
Band Saw Blade	Chris Herron	Tony Etheridge
Rock Drill Bit	Chris Herron	Bill Burgess
Bearings	Chris Herron	Barry Myers
Paste Wax Karate Kit	Al Jenkins	Darwin Lamb
Standing Cruise Lamp Demo Piece	Jerry Darnell	Bruce Hester

Up Coming Events

The June 14th meeting will be held at Roger & Gail Macengills shop in Westminster.
Hosted by them and Jerry and Bessie. We have not yet settled on a demonstrator but Jerry is talking to a couple of folks.

Please bring a side dish and don't forget a little something for Iron-In-The-Hat.

From Columbia take I-26 west.
Merge onto I-385 N toward Greenville to I-85 S.
From I-85 take US-76 W/SC-28 W exit at 19B toward Clemson.
Continue on US-76 to Westminster, at first traffic light turn left onto Oakway Road SC-24. (Winn Dixie on Right)
Turn right past First Baptist Church of Westminster onto Brock Road/SC-S-37- 435.
Travel about one mile turn left onto Ringing anvil Drive.
Shop at end of Ringing Anvil Drive.



CONSTRUCTING A WINDOW ARCH & SCROLLS

Courtesy of the Arizona Artist Blacksmiths' Newsletter's

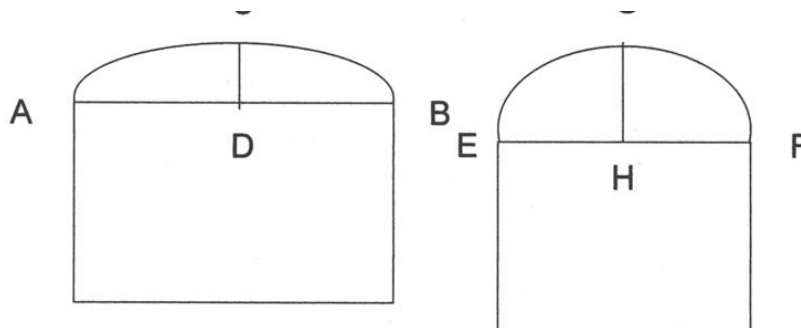
Window A...



Window B...



THE PROBLEM: How to accurately measure the existing windows so that the arches could be forged and fabricated, then adding the scrolls. Key to the measurement process is determining if the width of the window arch is a diameter of a circle or a cord of a circle. In the above illustrations it was determined that Window B arch was a diameter of a circle and Window A arch was a cord of a circle. How was that accomplished?



If the measured height D-C does NOT equal half the measured length of A-B, (which is A-D or B-D), then A-B is a CORD of an unknown circle. The diameter of that circle must then be calculated or found graphically. In the case of the measured height of H-G, it was found to be equal to half the length of E-F (which is equal to E-H or H-F), therefore E-F is the diameter of a circle. In our case two windows were on diameters and two were on cords.

TO SOLVE MATHEMATICALLY: $R = \frac{C^2 + 4H^2}{8H}$ C = Cord Length (example A-B)
H = Height (example D-C)

Example:

Let the window cord "C" measured = (10) feet

$$R = \frac{10^2 + 4 \times 3^2}{8 \times 3}$$

Let the measured height "H" = (3) feet

$$8 \times 3$$

R = radius therefore Diameter = 2 R

$$R = \frac{100 + 36}{24} = 5.67 \text{ feet}$$

For this example Diameter = 2 x 5.67

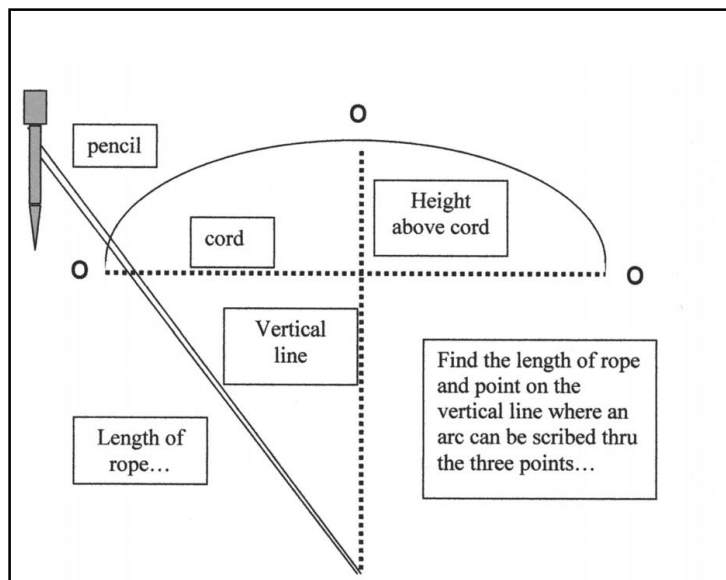
$$24$$

Diameter = 11.34 feet

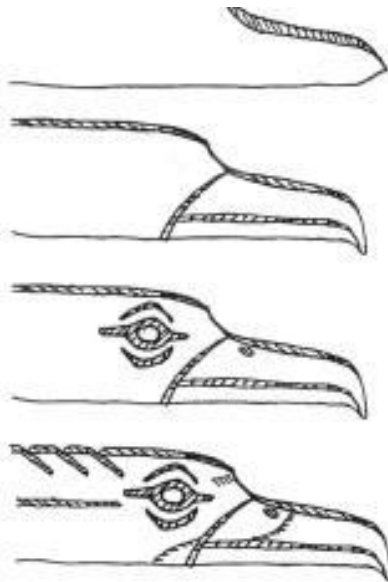
A guide for forging the arch is now obtained by scribing a quarter of the 11.34 foot circle on a 4x8 foot pegboard sheet. A pencil and length of rope (5.67 feet) is used for scribing.

Material used was 1 x 1/4 forged cold on edge. Four 40 inch pieces were formed and then welded together to complete the required arch. The arch was then taken to the job site, minor adjustments made, taken back to the shop and cut to final size and scrolls added (welded and collared).

TO SOLVE GRAPHICALLY: This method was shown to me by Joe Hernandez in Marana. For large projects Joe utilizes his shop floor using chalk and hairspray. Three measured points must first be laid out, each end of the length of the cord and the height of the arc above the cord.



The mathematical equation was obtained from my 17th Edition of the Machinery's Handbook (yes 1960) on page 153 – areas & volumes. For our project we found the diameters using both methods, with very small differences. Hope this helps...



Use Flat stock - 1" x 1/4".

Start with a good preshape.

With curved chisel - outline the beak and cut in the mouth. Bend the tip of the beak down.

Darryl then uses a "Haida style" eye punch that he has fashioned for raptor eyes. Punch a nostril.

On a raptor there is a membrane that wraps around 1/3 of the beak. Cut this in with the chisel. Add lines for neck ruff.



Top left: flat eagle head, Top: Darryl punches in the eye on the full eagle head seen at left

PSABG Members in good standing may borrow from the library. All items borrowed from the library are due back to the librarian at the next Guild meeting. (Basically 2 months)



The purpose of **PSABG** is mostly educational. The library is an important part to help fulfill this goal. Any donations would be greatly appreciated.

Meck Hartfield - Librarian
843-386-2088
843-386-3405



Scholarships

After one year of membership in the guild you are eligible to apply for one of the various guild scholarships.



For more information contact:

President -Barry Myers
1847 Pisgah Rd, North Augusta, SC 29841
803-279-0363/ bmyers647@comcast.net

Philip Simmons Artist Blacksmith Guild of South Carolina

WWW.SIMMONS.ABANA-CHAPTER.COM

President -Barry Myers

1847 Pisgah Rd, North Augusta, SC 29841
803-279-0363/ bmyers647@comcast.net

Vice-President-Jimmy Suggs

6369 Wend Swept Lane, Ravenel, SC 29470
843-899-6628/ juggs6369@aol.com

Secretary/Treasurer-Chris Herron

831 Owens Swamp Road, Johnsonville, SC
29555
803-240-3658/ kmw_4276@yahoo.com

Newsletter Editor-Jamie Stevens

414 Henry Stabler Road, Swansea SC 29160
803-665-7083/ sca pa@bellsouth.net

Webmaster-Russell Brown

418 Cheddar Hill Drive, Belton, SC 29627-
9740, 864-847-5615/ ragger99@charter.net

Board Member-Darwin Lamb

1076 Veterans Row, Elgin, SC, 29045
803-438-3937

Board Member & Librarian

Meck Hartfield

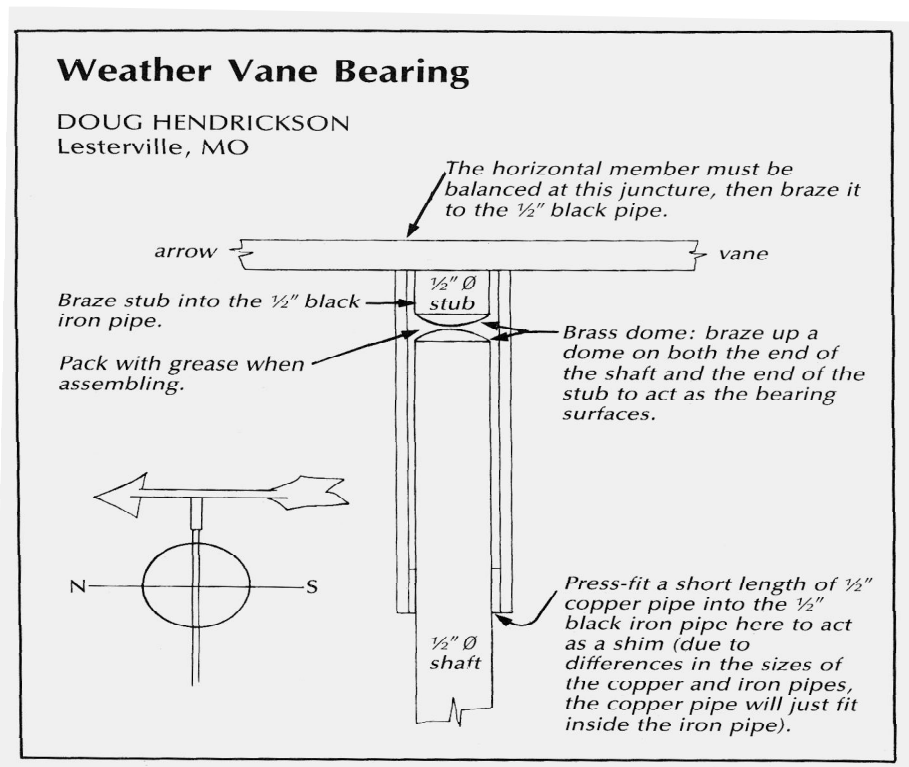
623 Poston Rd., Johnsonville, SC 29555
864-476-7477 864-216-3707

Board Member-Jesse Barfield

2423 Stribling Circle, Lancaster, SC 29720
803-287-0929/ jhbarfie@duke-energy.com

Board Member-Mike Tucker

122 N.Salem Ave., Sumter, SC 29150
803-773-6853/ miketucker3@hotmail.com



Membershi p Application

Philip Simmons Artist-Blacksmith Guild of South Carolina

Dues: \$15 per person, annually
Payable January of each year

New Member __ / __ / __ date

Renewal: __ / __ / __ date

Name: _____

Address: _____

City: _____ State: _____ Zip +4 _____

Phone: _____ E-mail _____

Please remit dues to:

Christopher Herron– Secretary/ Treasurer

Philip Simmons Artist Blacksmith Guild
of South Carolina
1847 Hsgah Rd, North Augusta, SC 29841